



ADAS PRO+

ADAS PRO+

Passenger Vehicle ADAS Calibration Equipment



Scan for more information

ADAS PRO+ is an industry-leading professional ADAS system calibration equipment for passenger vehicles, which can provide professional ADAS calibration solutions for auto manufacturers, large auto repair shops and auto glass shops.



Align Parallel in One Minute



Distance Measurement and Positioning by Laser



Millimeter-level Calibration Accuracy



Compatible with ADAS Series Targets



Features

1. Support horizontal angle, front and rear, left and right fine-tuning, electric lifting and lowering of the beam, the beam can also be manually raised and lowered, and the centering and paralleling can be completed in 1 minute;
2. Equipped with a millimeter-level laser rangefinder to ensure accurate calibration;
3. It can support the calibration of more than 95% of the models equipped with ADAS systems in the world, and keep updating;
4. Support LDW/ACC/AVM/NVS/BSD/RCW ADAS system calibration;
5. The software provides graphic tutorials and step-by-step guidance;
6. Support the output of comparison reports before and after calibration.

Functions

- 1. Multi-System Calibration:** Supports calibration for six major systems including LDW/ACC/AVM/NVS/BSD/RCW;
- 2. Multi-Vehicle Model Calibration:** Supports ADAS system calibration for over 90 vehicle brands in Europe, Americas, Asia, and China, with over 90 target models;
- 3. Device Fine-Tuning:** Supports fine-tuning in terms of front-back, left-right, and angles;
- 4. Device Elevation:** Supports both manual and electric elevation methods, using a laser rangefinder for height positioning;
- 5. Parallel Alignment:** Achieves parallel positioning between the device and the vehicle using a laser rangefinder, and center alignment using a line laser;
- 6. Level Adjustment:** Observe the bubble level, adjust the base knob, and achieve device leveling.

Accessories



Wheel Clamp Assembly



Distance Measurement Target



































Center-mounted Laser























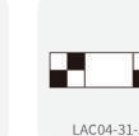









Passenger Vehicle ADAS Calibration Targets & Accessories

(Compatible with PRO+ / MOBILE / LITE)

LDW Targets

 LAM01-01	 LAM01-02	 LAM01-04-L	 LAM01-04-R	 LAM01-17	 LAM01-20	 LAM01-06-1	 LAM01-06-2
Mercedes	VW/Audi	Honda I	Honda I	Honda II	Honda III	Toyota I	Toyota II
 LAM01-06-3	 LAM01-06-04	 LAM01-07-L	 LAM01-07-R	 LAM01-12-L	 LAM01-12-R	 LAM01-09	 LAC01-13
Toyota III	Toyota IV	Nissan I	Nissan I	Renault/Nissan II	Renault/Nissan II	Hyundai/Kia	Hyundai/Kia
 LAM01-10	 LAM01-16-L	 LAM01-16-R	 LAM01-11	 LAM01-15	 LAM01-21	 LAM01-18-L	 LAM01-18-R
Mazda I	Mazda II	Mazda II	Romeo	Subaru I	Subaru II	Suzuki I	Suzuki I
 LAM01-25	 LAM01-19-L	 LAM01-19-R	 LAM01-23-L	 LAM01-23-R	 LAM01-29	 LAM01-30-L	 LAM01-30-R
Suzuki II	Mitsubishi	Mitsubishi	Sprinter	Sprinter	Daihatsu I	Daihatsu II	Daihatsu II

RCW&AVM Targets

 LAC02-02	 LAC04-08-01	 LAC04-08-02	 LAC02-03	 LAC04-04	 LAC04-14	 LAC04-05-1	 LAC04-05-2
Mercedes-RCW	Mercedes-RFK	Mercedes-RFK	VW-RCW	VW-AVM	VW-AVM	Porsche-AVM	Porsche-AVM
 LAC04-10-01	 LAC04-10-02	 LAC04-06	 LAC04-07	 LAC04-01	 LAC04-02	 LAC04-17	 LAC04-11
Renault-AVM	Renault-AVM	Cadillac-AVM	Ford-AVM	Honda-AVM	Honda-AVM	Honda Lane Watch	Nissan-RCW
 LAC04-15	 LAC04-24	 LAC04-12-01	 LAC04-12-02	 LAC04-31-1	 LAC04-31-2	 LAC04-31-3	 LAC04-13
Nissan-RCW	Nissan-RCW	Hyundai/Kia-AVM	Hyundai/Kia-AVM	Hyundai/Kia-AVM	Hyundai/Kia-AVM	Hyundai/Kia-AVM	Mitsubishi-AVM
 LAC04-16-1	 LAC04-16-2	 LAC04-16-3	 LAC04-16-4	 LAC04-28	 LAC04-29-1	 LAC04-29-2	 LAC04-25
Toyota-AVM	Toyota-AVM	Toyota-AVM	Toyota-AVM	Toyota-AVM	Toyota-AVM	Toyota-AVM	Toyota-RCM

Radar Targets



ACC Reflector



Corner Reflector




Doppler Simulator



NISSAN
ICC Radar Target



Audi-Lidar
Target



Toyota Lidar
Reflector

Radar Level Alignment Tool



Used for
BOSCH LRR3/4
Radar



Used for
BOSCH MRR
Radar



Used for
TOYOTA SONAR
Radar



Digital Angle
Protractor

NV Targets



VW/Audi/GM




Mercedes



Lexus



Chrysler SmartBeam
Camera
Calibration Tool



Volvo
Camera&Radar
Adjustment Tool



Angle
Protractor

Parts

Vehicle Coverage

European

Mercedes-Benz, BMW, Audi, Volkswagen, Land Rover, Jaguar, Volvo, Fiat, Opel, Seat, Skoda, Renault, Citroen, Smart, MINI, Peugeot, Porsche, Romeo, etc.

Asian

Kia, Hyundai, Toyota, Lexus, Honda, Acura, Nissan, Infiniti, Mitsubishi, Subaru, Suzuki, Daihatsu, Mazda, etc.

American

GM, Ford, Chrysler, Buick, Cadillac, Chevrolet, Dodge, Jeep, Lincoln, etc.

Note: This list is continually updating.